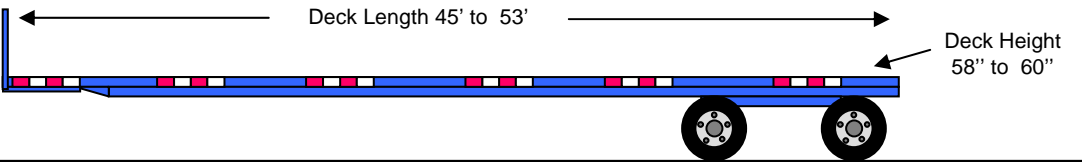
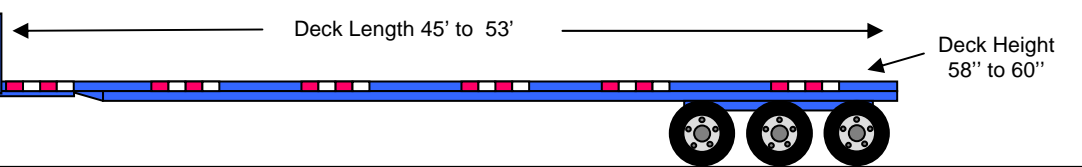
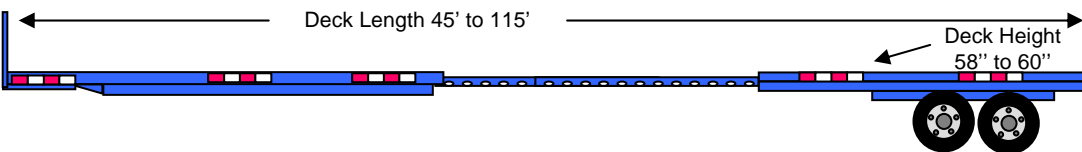
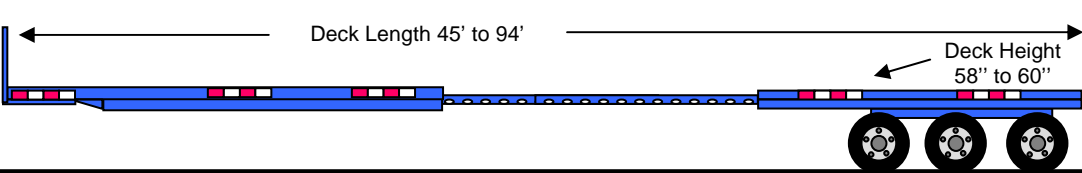
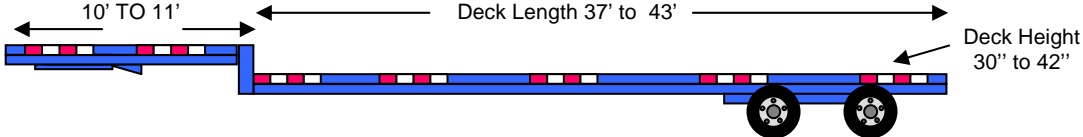
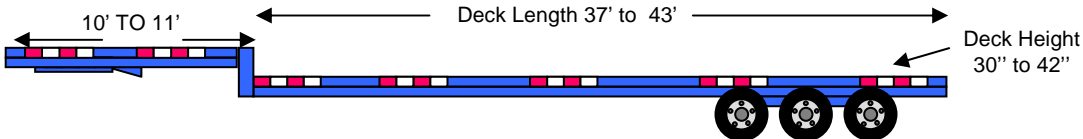
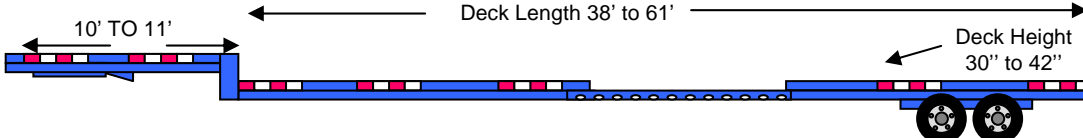
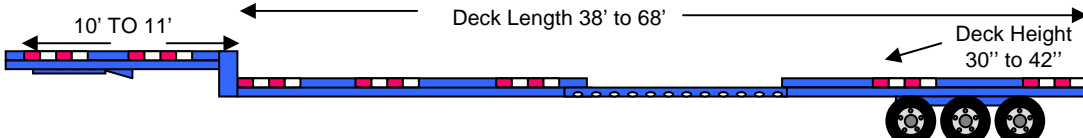


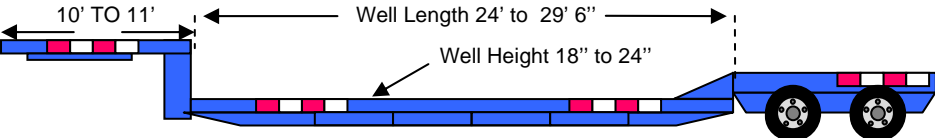
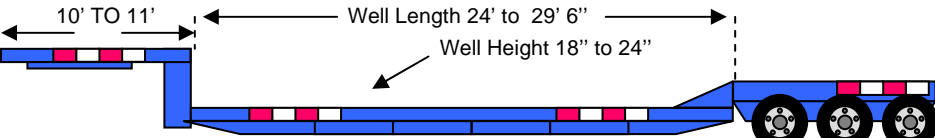

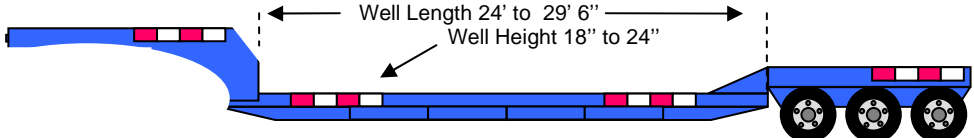
LANDSTAR PLATFORM EQUIPMENT

Equipment Type	Average Legal Acceptable Weights	Average Legal Acceptable Dims
<p>FLATBED</p>  <p>Deck Length 45' to 53'</p> <p>Deck Height 58'' to 60''</p>	<p>45K – 48K</p>	<p>Length: 45' – 53'</p> <p>Width: 8' 6"</p> <p>Height: up to 8' 6"</p>
<p>3 AXLE FLATBED (FLT3)</p>  <p>Deck Length 45' to 53'</p> <p>Deck Height 58'' to 60''</p>	<p>43K – 45K</p>	<p>Length: 45' – 53'</p> <p>Width: 8' 6"</p> <p>Height: up to 8' 6"</p>
<p>EXTENDABLE FLATBED (FLTE)</p>  <p>Deck Length 45' to 115'</p> <p>Deck Height 58'' to 60''</p>	<p>40K – 42K</p>	<p>Length: 45' – 115'</p> <p>Width: 8' 6"</p> <p>Height: up to 8' 6"</p>
<p>3 AXLE EXTENDABLE FLATBED (FL3E)</p>  <p>Deck Length 45' to 94'</p> <p>Deck Height 58'' to 60''</p>	<p>38K – 40K</p>	<p>Length: 45' – 94'</p> <p>Width: 8' 6"</p> <p>Height: up to 8' 6"</p>

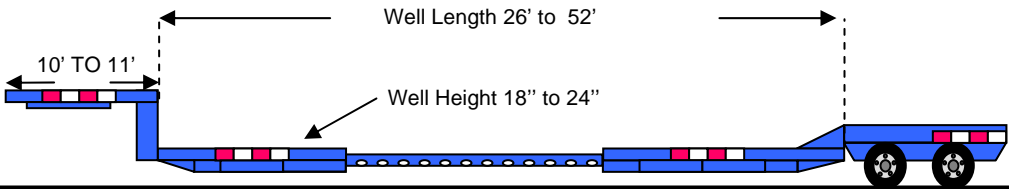
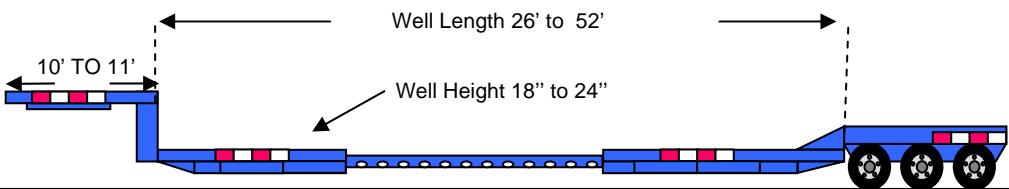
LANDSTAR PLATFORM EQUIPMENT

Equipment Type	Average Legal Acceptable Weights	Average Legal Acceptable Dims
<p>STEPDECK (DROPDECK)</p>  <p>10' TO 11'</p> <p>Deck Length 37' to 43'</p> <p>Deck Height 30'' to 42''</p>	43K – 46K	<p><u>Bottom Deck</u></p> <p>Length: 37' – 43'</p> <p>Width: 8' 6"</p> <p>Height: up to 10' 6"</p>
<p>3 AXLE STEPDECK (SD3)</p>  <p>10' TO 11'</p> <p>Deck Length 37' to 43'</p> <p>Deck Height 30'' to 42''</p>	40K – 43K	<p><u>Bottom Deck</u></p> <p>Length: 37' – 43'</p> <p>Width: 8' 6"</p> <p>Height: up to 10' 6"</p>
<p>EXTENDABLE STEPDECK (SDE)</p>  <p>10' TO 11'</p> <p>Deck Length 38' to 61'</p> <p>Deck Height 30'' to 42''</p>	42K – 44K	<p><u>Bottom Deck</u></p> <p>Length: 38' – 61'</p> <p>Width: 8' 6"</p> <p>Height: up to 10' 6"</p>
<p>3 AXLE EXTENDABLE STEPDECK (SD3E)</p>  <p>10' TO 11'</p> <p>Deck Length 38' to 68'</p> <p>Deck Height 30'' to 42''</p>	38K – 41K	<p><u>Bottom Deck</u></p> <p>Length: 38' – 68'</p> <p>Width: 8' 6"</p> <p>Height: up to 10' 6"</p>

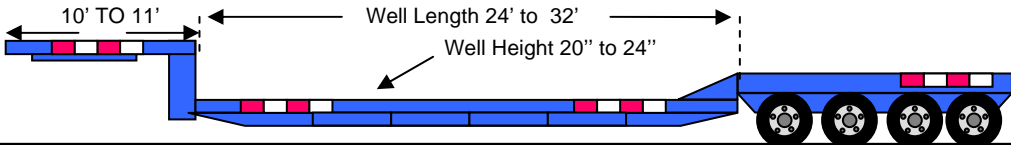
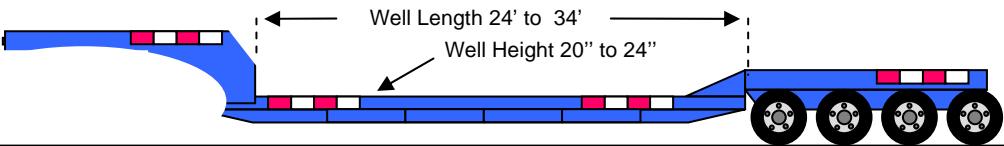
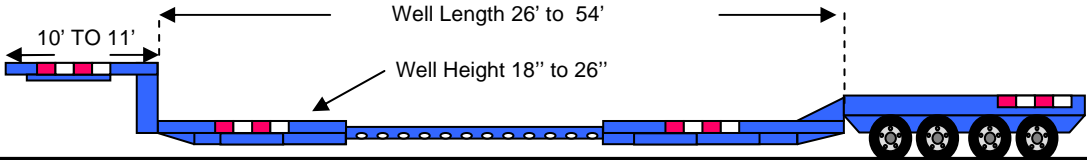
LANDSTAR PLATFORM EQUIPMENT

Equipment Type	Average Legal Acceptable Weights	Average Legal Acceptable Dims
<p>DOUBLE DROP/ DETACH (DD)</p> 	<p>38K – 42K</p>	<p><u>Well Length</u> Length: 24' – 29' 6" Width: 8' 6" Height: up to 12'</p>
<p>DOUBLE DROP/ DETACH (DD3)</p> 	<p>37K – 40K</p>	<p><u>Well Length</u> Length: 24' – 29' 6" Width: 8' 6" Height: up to 12'</p>
<p>LOWBOY/ R.G.N. (LOWB)</p> 	<p>38K – 42K</p>	<p><u>Well Length</u> Length: 24' – 29' 6" Width: 8' 6" Height: up to 12'</p>
<p>3 AXLE LOWBOY/ R.G.N. (LOW3)</p> 	<p>37K – 40K</p>	<p><u>Well Length</u> Length: 24' – 29' 6" Width: 8' 6" Height: up to 12'</p>

LANDSTAR PLATFORM EQUIPMENT

Equipment Type	Average Legal Acceptable Weights	Average Legal Acceptable Dims
<p>EXTENDABLE DOUBLE DROP/ DETACH (DDE)</p> 	<p>37K – 40K</p>	<p><u>Well Length</u> Length: 26' – 52' Width: 8' 6" Height: up to 12'</p>
<p>3 AXLE EXTENDABLE DOUBLE DROP/ DETACH (DD3E)</p> 	<p>34K – 37K</p>	<p><u>Well Length</u> Length: 26' – 52' Width: 8' 6" Height: up to 12'</p>

LANDSTAR PLATFORM EQUIPMENT

Equipment Type	Capacity
<p>QUAD AXLE DOUBLE DROP/ DETACH (DD4)</p>  <p>10' TO 11'</p> <p>Well Length 24' to 32'</p> <p>Well Height 20'' to 24''</p>	<p>Well Length: 24' – 32'</p> <p>Weight: up to 120K</p>
<p>QUAD AXLE LOWBOY/ R.G.N. (LOW4)</p>  <p>Well Length 24' to 34'</p> <p>Well Height 20'' to 24''</p>	<p>Well Length: 24' – 34'</p> <p>Weight: up to 120K</p>
<p>QUAD AXLE EXTENDABLE DOUBLE DROP/ DETACH (DD4E)</p>  <p>10' TO 11'</p> <p>Well Length 26' to 54'</p> <p>Well Height 18'' to 26''</p>	<p>Well Length: 26' – 54'</p> <p>Weight: up to 110K</p>

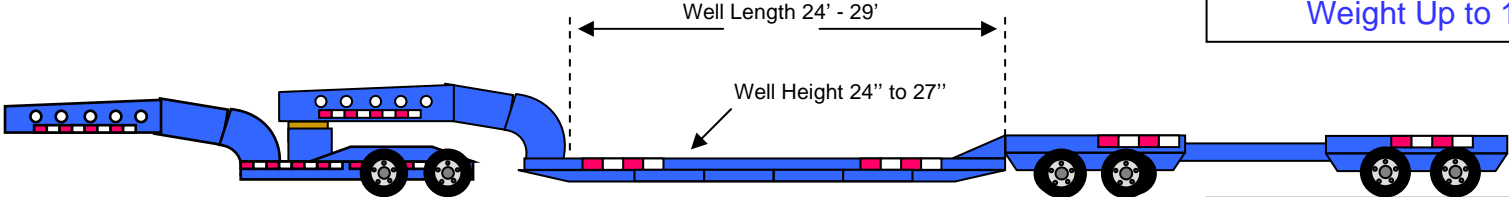
LANDSTAR PLATFORM EQUIPMENT

Equipment Type

MULTI-AXLE LOWBOY COMBINATION (LOW6)

Capacity

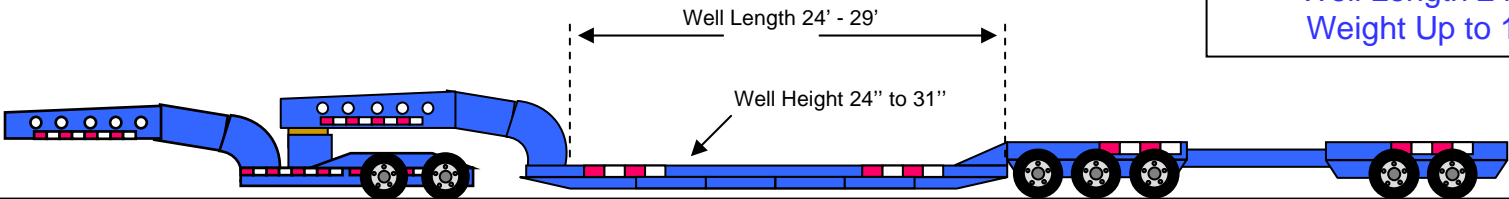
Well Length 24' -29'
Weight Up to 150K



MULTI-AXLE LOWBOY COMBINATION (LOW7)

Capacity

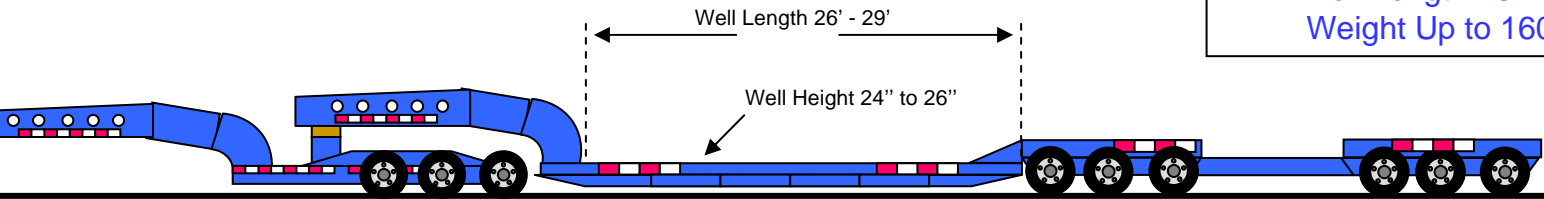
Well Length 24' -29'
Weight Up to 150K



MULTI-AXLE LOWBOY COMBINATION (LOW9)

Capacity

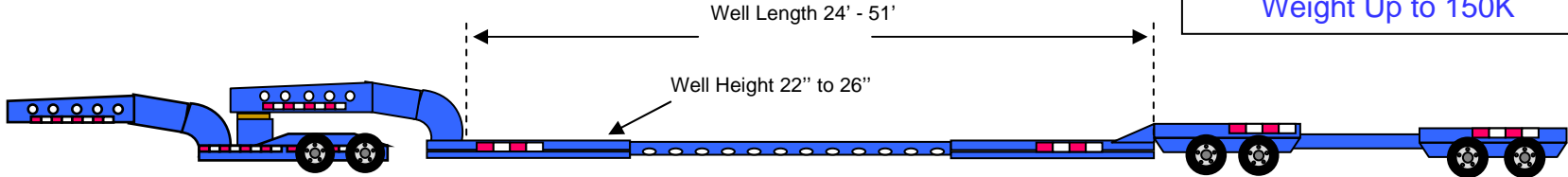
Well Length 26' -29'
Weight Up to 160K



LANDSTAR PLATFORM EQUIPMENT

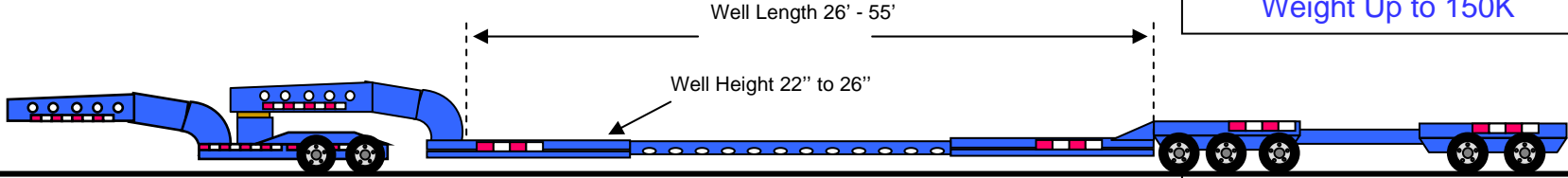
Equipment Type

MULTI-AXLE LOWBOY COMBINATION (LO6E)



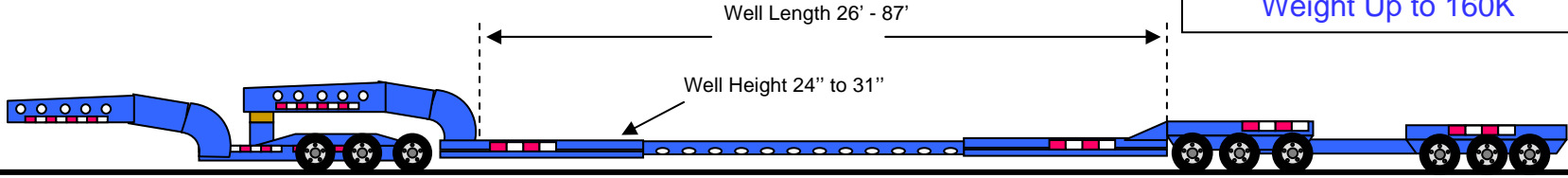
Capacity
Well Length 24' - 51'
Weight Up to 150K

MULTI-AXLE LOWBOY COMBINATION (LO7E)



Capacity
Well Length 26' - 55'
Weight Up to 150K

MULTI-AXLE LOWBOY COMBINATION (LO9E)



Capacity
Well Length 26' - 87'
Weight Up to 160K